

# Our Class Behavior Plan

I believe that all children are capable of behaving well in the classroom. That being said, here is our behavior plan:

Our class has 6 rules and we will review them every day:

1. Listen when someone is talking.
2. Follow directions quickly and quietly.
3. Raise your hand to speak.
4. Respect others. Respect yourself. Respect your school.
5. Be safe. Be honest.
6. Make your teachers happy by staying in the happy box.

If your child is spoken to about a rule, we will fill out one of the forms shown above. This not mean they were "in trouble" or that they necessarily had a consequence. It just means we talked about it and you probably should too. If your child has an issue that is concerning to I will either send you a note OR call you directly that day. Any students who cannot act appropriately using this plan will be placed on an individual behavior plan that works for them.

Please sign any forms sent home and return it the next day.

In addition, each day the students will report a color representing their day on a daily calendar. At the end of the day the students will pick from one of three colors:

**Purple** - The teacher recognized me as having an AMAZING day. (At the "top of the clip chart"!)


**Green** - I was right on track and did what I was told. (on "Ready to Learn" or "Making Good Choices")

**Yellow** - I had several warnings about behavior. (below "Ready to Learn")

I expect your child to be on green every day for clipping up. Purples will be awarded when deserved and may not be a daily thing.

This system will, of course, be taught to your children in class AND there will be supports in place to ensure your child is reporting the correct color. You will be surprised at how capable and honest your children will be using this system.

Please let me know if you have any any questions!



# We talked about a rule today.


Name \_\_\_\_\_

Date \_\_\_\_\_

Parent Signature \_\_\_\_\_

## Circle the rules talked about.

Notes on back if necessary.




# We talked about a rule today.

Name \_\_\_\_\_

Date \_\_\_\_\_

Parent Signature \_\_\_\_\_

## Circle the rules talked about.



# Our Class Behavior Plan



We talked about a rule today.

Name \_\_\_\_\_

Date \_\_\_\_\_

Parent Signature \_\_\_\_\_

Circle the rules talked about.

 LISTEN WHEN SOMEONE IS TALKING.	 RAISE YOUR HAND TO SPEAK.
 FOLLOW THE RULES AND INSTRUCTIONS.	 BE RESPECTFUL TO OTHERS.
 BE SAFE AT ALL TIMES.	 TALK AND BE HONEST.

Creo que todos los niños son capaces de buena conducta en clase.  
Por favor, lea acerca de nuestro plan de conducta.

Tenemos 6 reglas. Vamos a revisarlas todos los días.

1. Escuche cuando alguien está hablando.
2. Siga las instrucciones.
3. Levante su mano para hablar.
4. Respete a los demás. Respetarte a ti mismo. Respete su escuela.
5. Sea seguro. Se honesto.
6. Haga sus profesores feliz por estar en el cuadro de feliz.

Si su hijo/a desobedece una regla pequeña, voy a hablar de esta regla con su hijo/a. Luego, vamos a llenar el formulario de comportamiento. Pero, esto no significa que su hijo/a está en problemas o ha tenido una consecuencia. Si su hijo desobedece una regla muy importante, como golpear a alguien, yo le enviaré una nota o llame a usted. Su hijo recibirá una consecuencia. Por favor firme cualquier forma se envían a casa y devolverlos al día siguiente.

Además, los estudiantes tienen un calendario diario. Se utilizarán tres colores en el calendario para indicar su conducta cada día.

**Púrpura** - Tuve un día increíble. (Yo estaba en la parte superior de la tabla de la conducta.)

**Verde** - Me escuchó y me dio buenas decisiones hoy.

**Amarillo** - He recibido varias advertencias acerca de mi conducta.

Espero y deseo que cada estudiante puede mantener verde. Si los estudiantes hacen un trabajo increíble, recibirán púrpura. Los estudiantes aprenderán el plan de conducta en clase. Voy a apoyarlos y ayudarles a tener éxito.

Por favor, hágamelo saber si usted tiene preguntas.