


Mrs. Russell's News

E-mail: hrussell@shelbyed.org



August 26, 2019

blog: <http://podcasts.shelbyed.k12.al.us/hbrown/>.

Learning Focus for the week:

Reading - ask/answer questions, story elements, problem/solution

Phonics - plural suffixes es = /iz/

Writing/Language - narrative writing capitalization/punctuation rules; nouns

Math - equal groups and beginning of multiplication strategies

Science - Engineering design process

Social Studies - map skills

Technology - chromebook expectations, internet safety, setting up technology resources

Tests/Assessments this week:

Thursday - continents and oceans test (label map. Study guide in social studies notebook)

Friday - phonics and red word assessment

Phonics focus words: Plural Suffixes es = /iz/

1. kisses
2. foxes
3. fizzes
4. Lunches
5. wishes

Dates to Remember:

August 26 - National dog day

September 2 - Labor Day (no school)

September 3 - first day to visit your child for lunch

Happy Birthday August babies!

**HAPPY
BIRTHDAY**

23 - Huxley

25 - Jackson H.

27 - Chloe

Headphones or Earbuds

Third graders are SO blessed with a class set of chromebooks! Your child would benefit from a pair of headphones. If you choose to send headphones to school with your child, they will be kept in your child's desk & used only by him/her when necessary! Amazon & Five Below have great, cheap options!

Office News:

***National Dog Day** - Monday, August 26 - Send in picture of student with their pet dog to be displayed on our Dog Gallery Wall.

***Labor Day** - Monday, September 2 - No School

***Listserv** - Please sign up for listserv to receive messages from administration
<https://eforms.shelbyed.k12.al.us/subscribe-parent-list.html>

Our daily lunch time is 11:42-12:07.

You are welcome to join us for lunch. If you plan on doing so, please sign in at the office, obtain a visitor sticker and wait for our class in the front lobby. Thank you. We are asking that parents wait until September 3rd to come eat with your child. We will be using the month of August to get in our routine and practice lunchroom procedures, etc.

*** Please check and initial your child's planner nightly for behavior, reminders and important information.**


*Please send a pack of addition fact flash cards for your child. We will be working on mastering addition facts. Dollar Tree sells packs of flash cards.

Math homework: Periodically I will send home math practice pages. These are optional but give you a chance to see what we are working on in class and help your child at home. This is great additional practice for your child to reinforce skills we are working on in class.

Have a blessed week!

~Mrs. Russell

1. kisses
2. foxes
3. fizzes
4. lunches
5. wishes



What is a Suffix?

A suffix is a word part added to the **END** of a root word. Suffixes change the meaning or purpose of a word.

What is a suffix?

A suffix is a word part that is **added after** the root or stem or base word.

Examples of suffixes

- happy + **ness** = happiness
- danger + **ous** = dangerous
- reason + **able** = reasonable
- hope + **less** = hopeless
- care + **ful** = careful
- just + **ify** = justify

Plural Suffix es = /Iz/

When you refer to **more than one noun**, you use the **plural form** of that noun. The plural of a noun is usually formed by adding an **'s'** at the end of the word. For example, the plural of cat is cats and the plural of computer is computers. The plural suffix **-es** is added to words ending in **s, x, z, sh, nch, and tch**. It creates a separate syllable, /Iz/, that can be distinctly heard in the word. **This is because when you add an 's' to the end of these words, you have to add an extra syllable to the word in order to pronounce it.** For example, the plural of boss is bosses, the plural of box is boxes, the plural of buzz is buzzes, and the plural of lunch is lunches. (Not all plurals end in 's' or 'es'. Irregular nouns are those that do not use the regular plural ending. The suffix -es can also be added to **verbs** that end in these letters)

Examples: Words ending in S

atlas + es = atlases	kiss + es = kisses
bus + es = buses	gas + es = gases

Examples: Words ending in X

wax + es = waxes	mix + es = mixes
box + es = boxes	fox + es = foxes

Examples: Words ending in Z

fizz + es = fizzes	buzz + es = buzzes
--------------------	--------------------

Examples: Words ending in sh

brush + es = brushes	marsh + es = marshes
wish + es = wishes	dash + es = dashes

Examples: Words ending in nch

bench + es = benches	munch + es = munches
lunch + es = lunches	bunch + es = bunches

Examples: Words ending in tch


witch + es = witches	patch + es = patches
pitch + es = pitches	catch + es = catches

2nd Grade Red Words to Review:

who	there	want	have	how
what	why	does	are	your
give	any	saw	which	very
have	here	been	say	where
goes	says	every	they	live
watch	some	again	done	own
many	our	look	their	about
both	even	other	move	gone
new	these	those	it's	you're
they're	who's	won	two	to
too	through	laugh		

Mrs. Russell's News

E-mail: hrussell@shelbyed.org



August 26, 2019

blog: <http://podcasts.shelbyed.k12.al.us/hbrown/>.