






















# LEARNING @ HOME

SUBJECT	DAY 1	DAY 2	DAY 3
Math	<b>Google Classroom</b>  Go to Google Classroom and work on the multiplications sheets, division sheet and the Longest River Sheet. If you finish all of these, you need to work on your I Ready Prescriptions.	<b>iReady</b>  Go to Google Classroom and work on the multiplications sheets, division sheet and the Longest River Sheet. If you finish all of these, you need to work on your I Ready Prescriptions.	<b>iReady</b>  Go to Google Classroom and work on the multiplications sheets, division sheet and the Longest River Sheet. If you finish all of these, you need to work on your I Ready Prescriptions.
Science	<b>Google Classroom</b>  Go to Google Classroom and click Mystery Science Lesson 2 and watch the Video on What do Plants Eat?	<b>Google Classroom</b>  Go to Google Classroom and click Mystery Science Lesson 2 and watch the Video on What do Plants Eat?	<b>Google Classroom</b>  Rewatch the Video and then complete the Google Form on the Web of Life under Mystery Lesson 2. This will be graded.
Social Studies	<b>Studies Weekly</b>  Go to Clever the to Studies Weekly. Click on Week 2 . Read the newspaper and watch all videos that go along with the Newspaper to learn about The US and its Regions.	<b>Studies Weekly</b>  Return to Week 2 and answer all of the interaction questions below each article. Complete the crossword online or on the newspaper	<b>Studies Weekly</b>  Take the test assigned to Week 2. Please use your copy of the Newspaper Week 2 to find all of the answers before you make your choice on the test.
Reading	<b>Learning AZ</b>  Log into Clever. Click on the Learning A-Z icon. Scroll all the way down and click the pink "Reading Assignments" square. In the reading assignments, find the "Amazing Animal Adaptations" leveled text (you may need to scroll down). Read the entire book. Take the quiz.	<b>Learning AZ</b>  Log into Clever. Click on the Learning A-Z icon. Find the "Amazing Animal Adaptations" vocabulary assignment in Learning A-Z and complete the online vocabulary activities.	<b>iReady</b>  Log in to i-Ready from your Clever App and work on your reading assignments for at least 30 minutes today.
Writing	<b>Google Doc</b>  Log into your ELA Google Classroom. Find the assignment titled "A Person that Matters to You". Click on the Google Doc. Read the instructions and begin typing your small moment story.	<b>Google Doc</b>  Revisit your "A Person that Matters to You" draft in your ELA Google Classroom. Today, revise your small moment story. Make sure you add details so that your reader can really feel how you felt during this one time in your life.	<b>Google Doc</b>  Write your final copy of your "A Person that Matters to You" story. Make sure your story has a beginning, middle, an end. When you have finished, turn it into Google Classroom.
Grammar	<b>Quill</b>  Log into your ELA Google Classroom. Under the "Grammar" tab you should see an assignment titled "Capitalization Practice pt. 2". Click on the link and complete the assignment "Capitalize Names of People and the Pronoun "I".	<b>Quill</b>  Log into your ELA Google Classroom. Under the "Grammar" tab you should see an assignment titled "Capitalization Practice pt. 2". Click on the link and complete the assignment "Capitalize Holidays and Dates".	<b>Quill</b>  Finish both Quill assignments.  1. Capitalize Names of People and the Pronoun "I" 2. Capitalize Holidays and Dates
Spelling	<b>Quizlet</b>  Go to your ELA Google Classroom. Under the Spelling tab, you should see an assignment titled "Prefixes- de, fore, inter, pre". Click on the link and log into Quizlet. Click the "Spell" icon and complete spelling activity. When finished, you may play a game in Quizlet.	<b>Quizlet</b>  Go to your ELA Google Classroom. Under the Spelling tab, you should see an assignment titled "Prefixes- de, fore, inter, pre". Click on the link and log into Quizlet. Click the "Spell" icon and complete spelling activity. When finished, you may play a game in Quizlet.	<b>Quizlet</b>  Go to your Quizlet link, and spend 15 minutes studying your words. You may choose any Quizlet activity you would like. <b>Spelling Test-</b> Mon./Tues.- 9/1                      Th./Fri.- 8/28

## REMINDERS AND ANNOUNCEMENTS



### What's Up?

- 8/27 at 5:30 5th Grade Q & A- Google Meet Invitation to Follow
- 8/25 Spring Pictures (Mon./Tues. Group)
- 8/28 Spring Pictures (Th./Fri. Group)
- Turn in hard copy of Code of Conduct Agreement after you receive it.
- 8/24 Code of Conduct Due (Mon./Tues. Group)
- 8/27 Code of Conduct Due (Th./Fri. Group)

### Upcoming Test/Quizzes

- ELA:
- 9/1 Prefix Spelling Test (Mon./Tues. Group)
  - 9/4 Prefix Spelling Test (Th./Fri. Group)

Math: Maybe Around the Week of Sept. 14 on Module 1

### Daily Reminders

- Bring a mask to wear everyday (no face shields).
- Bring a towel for lunch in case your class goes outside.