






















LEARNING @ HOME

SUBJECT	DAY 1	DAY 2	DAY 3
Reading	 <p>iReady Go through your Clever account and click on iReady. You will complete the assignment called "Inferences about Informational Text". Make sure you work through the entire assignment and quiz at the end.</p>	 <p>iReady Go through your Clever account and click on iReady. You will complete the assignment called "Inferences about Literary Text". Make sure you work through the entire assignment and quiz at the end.</p>	 <p>iReady Log in to i-Ready from your Clever App and work on your reading lessons for at least 30 minutes today.</p>
Writing	 <p>Google Classroom Log into your ELA Google Classroom. Watch the "How To: Writing Hooks or Attention-Getting Openings" video. Read through the PowerPoint. Open the "Writing Hooks" practice page and follow the directions. Your topic is "A Rainy Day."</p>	 <p>Google Classroom Log into your ELA Google Classroom. Watch the "Using Dialogue in Writing" video. Go to the "A Person Who Matters to You" Narrative piece. Add at least two lines of dialogue into your narrative (if you already had two lines of dialogue, add one more line of dialogue).</p>	 <p>Google Doc Open your "A Person Who Matters to you" Narrative piece. Revise your writing by making sure you have an interesting hook and at least two lines of dialogue. Turn your writing in through Google Classroom.</p>
Grammar	 <p>No Red Ink Log into (Do NOT sign up... you already have) No Red Ink. Complete the "Identifying Subject of Sentence" lesson and take quiz.</p>	 <p>No Red Ink Log into No Red Ink. Complete the "Identifying Pronouns as Subjects" lesson and take the quiz.</p>	 <p>Worksheet Complete "Finding Subjects and Predicates" Worksheet. This is found in your Grammar section of your binder.</p>
Word Study	 <p>Google Form Complete the Prefix or Pretender assignment. You may use dictionary.com to assist you if you need it.</p>	 <p>Google Form Complete the Prefix or Pretender Part 2 assignment. You may use dictionary.com to assist you if you need it.</p>	 <p>Spelling City Go to Google Classroom and find the Spelling City link. On Spelling City, click on "Week 3 Suffixes" list. You will begin practicing words with suffixes. Complete at least three games.</p>
Social Studies	 <p>Studies Weekly Go to Clever the to Studies Weekly. Click on Week 3 . Read the newspaper and watch all videos that go along with the Newspaper to learn about American Indian Nations.</p>	 <p>Studies Weekly Return to Week 3 and answer all of the interaction questions below each article. Complete the crossword online or on the newspaper.</p>	 <p>Studies Weekly Take the test assigned to Week 3. You can use the Newspaper to help you find the answers.</p>
Math	 <p>Google Classroom Google Classroom and click the Clever Link and then open up Ed: Your Friend in Learning. Go to your assignments and complete all assignments for :1.1. Recognize the 10 to 1 Relationship Among Place-Value Positions and 1.2. Use Powers of 10 and Exponents Moby Max and I Ready Prescriptions</p>	 <p>ED Google Classroom and click the Clever Link and then open up Ed: Your Friend in Learning. Go to your assignments and complete all assignments for 1.3. Use a Pattern to Multiply by Multiples of 10, 100, and 1,000 and Moby Max and/or I Ready Prescriptions</p>	 <p>ED Go to Google Classroom and click the Clever Link and then open up Ed: Your Friend in Learning. Go to your assignments and complete all assignments for : 1.4. Multiply by 1-Digit Numbers Moby Max and I Ready prescriptions</p>
Science	 <p>Google Classroom Go to Google Classroom and click on the NeapPod activity. Work through at your own pace. Follow the directions throughout the slides.</p>	 <p>NearPod Go to Google Classroom and click on the NeapPod activity. Work through at your own pace. Follow the directions throughout the slides.</p>	 <p>NearPod Go to Google Classroom and click on the NeapPod activity. Work through at your own pace. Follow the directions throughout the slides.</p>

REMINDERS AND ANNOUNCEMENTS



8/31 Spelling Test (Mon./Tues. Group)
9/7 Labor Day
9/4-9/18 Charleston Gift Wrap Fundraiser

Bring a mask to wear everyday (no face shields).
Turn in hard copy of Code of Conduct Agreement after you receive it.
Bring a towel for lunch in case your class goes outside.