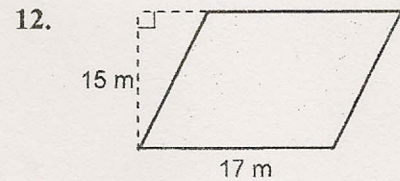
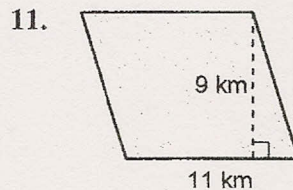
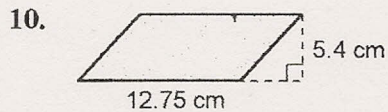
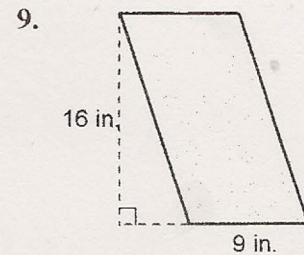
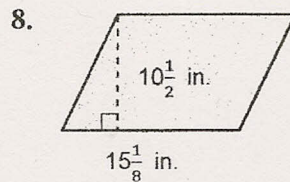
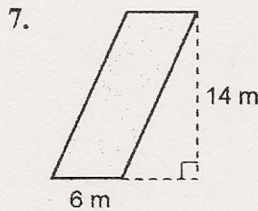
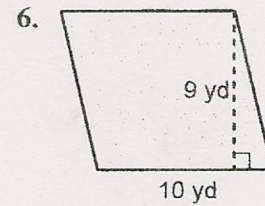
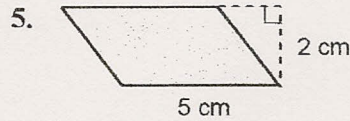
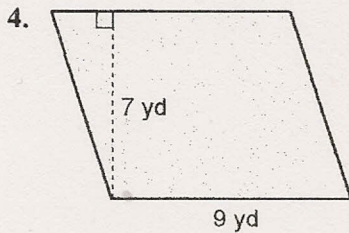
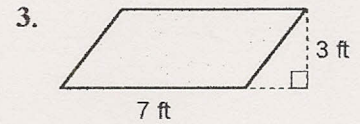
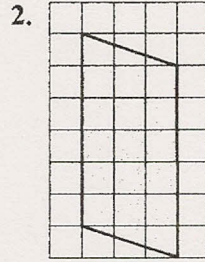
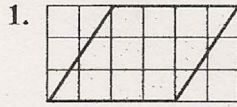


Skills Practice

Area of Parallelograms

Find the area of each parallelogram.



13. Find the base of a parallelogram with an area of 18 square inches and a height of 2 inches.

14. Find the height of a parallelogram with an area of 63 square yards and base 9 yards.

15. Find the height of a parallelogram with an area of 41 square meters and base 8.2 meters.