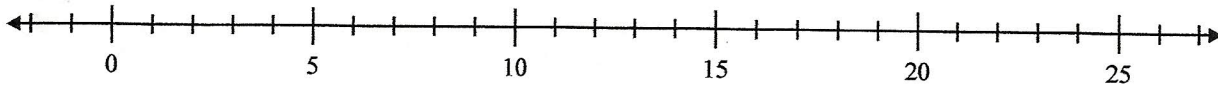


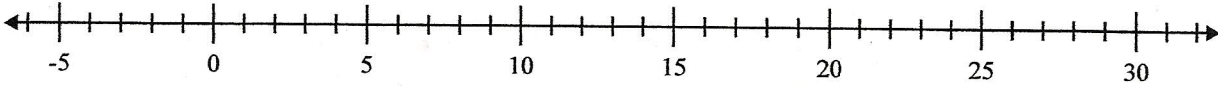


Create a box plot from the set of numbers.

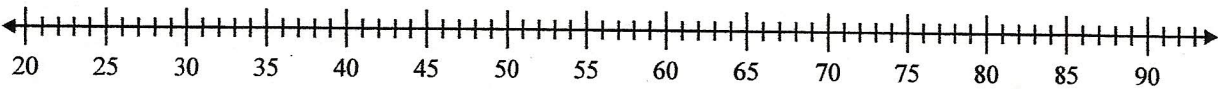
- 1) 11, 12, 10, 7, 9, 18



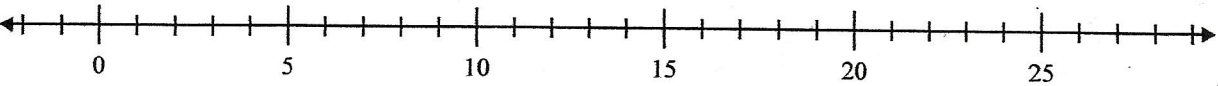
- 2) 9, 15, 19, 5, 20, 15



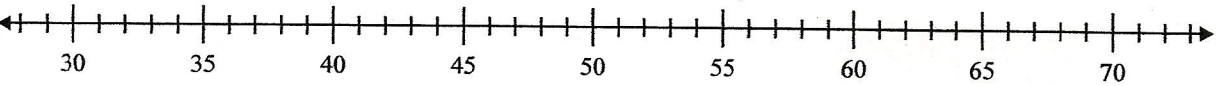
- 3) 38, 73, 28, 36, 80, 50



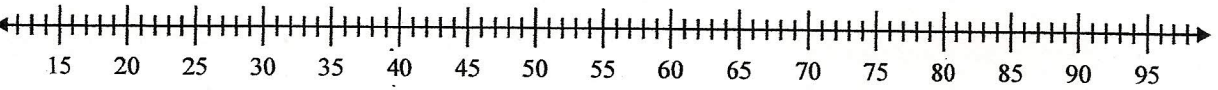
- 4) 9, 13, 19, 16, 14, 19



- 5) 57, 41, 40, 67, 66, 45, 63, 42



- 6) 37, 84, 70, 64, 24, 93, 25, 39, 82, 49, 82



- 7) 19, 13, 12, 19, 9, 5, 13, 18, 8

