

* Find the area of each shape

Teacher: then add those areas

together to find the total area of the figure!

Area Square + Rectangle

Score: $A = l \times w$

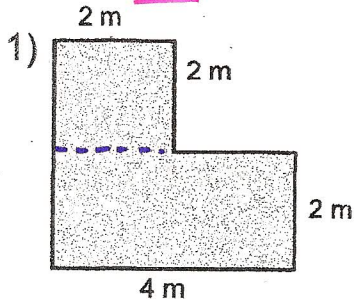
Date: Area of Triangle

$A = \frac{1}{2}(b \times h)$

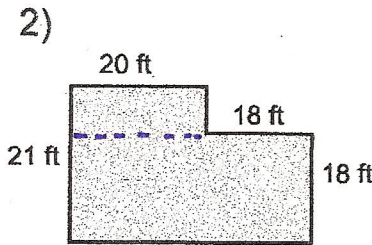
Compound Shapes

the ones place

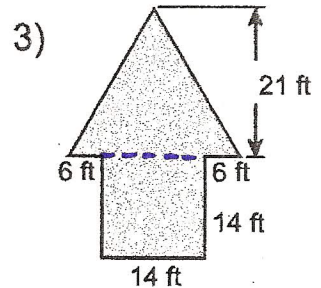
Find the area of each figure, round your answer to the nearest whole number if necessary.



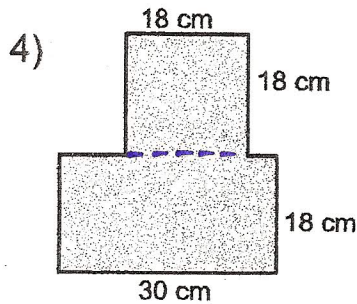
Area: _____



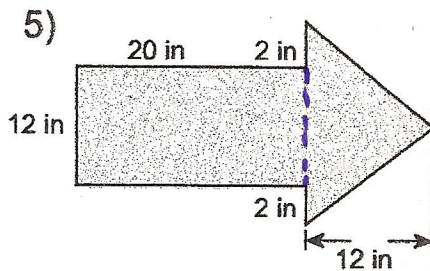
Area: _____



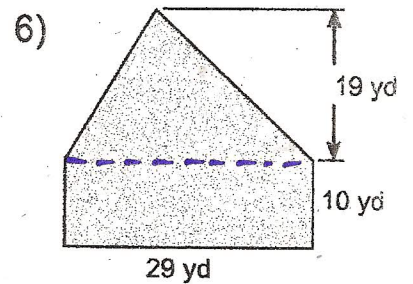
Area: _____



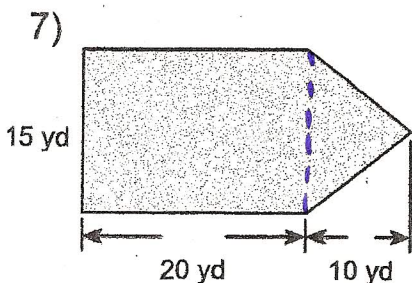
Area: _____



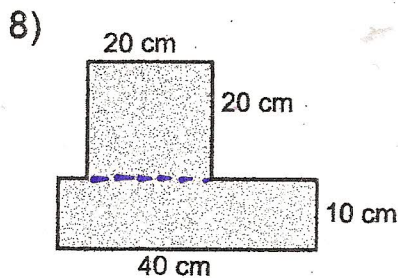
Area: _____



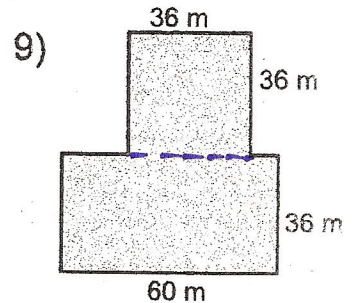
Area: _____



Area: _____



Area: _____



Area: _____